



Individual Report for: - BIO_1510_
Basic Life Mechanisms

Project Title: Winter 2020 Online Student Evaluation of Teaching

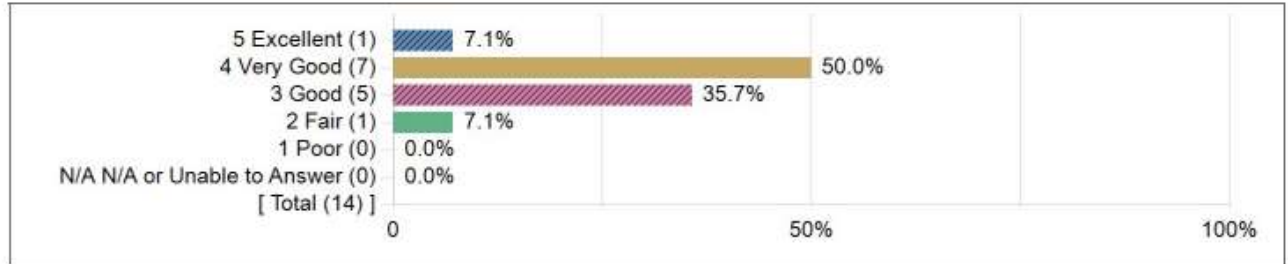
Course Audience: 27
Responses Received: 14
Response Ratio: 51.9%
Opted out: 0

Report Comments

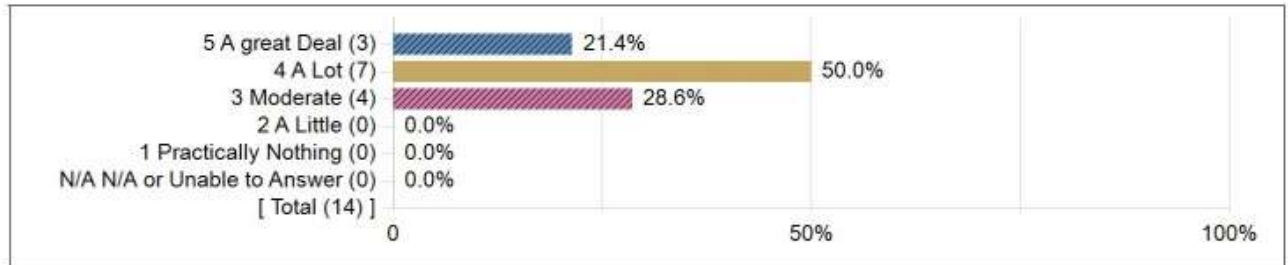
The individual report was designed to help faculty understand their performance from a summative and developmental perspective. The three bargaining items summarize performance in a course during a given semester. The remaining items help an instructor grow as a professional and understand how student interest in the subject matter influences their evaluation. Research indicates that higher response rates are related to more accurate ratings (Nulty, 2008).

Summary Course Evaluation

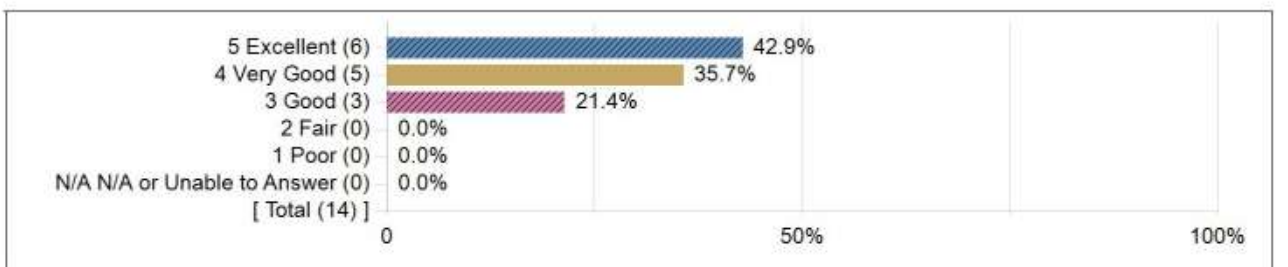
	Mean	Median	SD	Excellent	Very Good	Good	Fair	Poor	N/A
How would you rate this course?	3.6	4.0	0.8	1	7	5	1	0	0



	Mean	Median	SD	A great Deal	A Lot	Moderate	A Little	Practically Nothing	N/A
How much have you learned in this course?	3.9	4.0	0.7	3	7	4	0	0	0



	Mean	Median	SD	Excellent	Very Good	Good	Fair	Poor	N/A
How would you rate the instructor's teaching of this course?	4.2	4.0	0.8	6	5	3	0	0	0



SD = Standard Deviation; N/A = Not Applicable

Instructor Feedback/Diagnostics

Organization/Clarity

	Mean	Median	SD	Strongly Agree	Agree	Neutral / Undecided	Disagree	Strongly Disagree	N/A
To me, the instructor was clear and understandable in speaking and in written materials.	4.6	5.0	0.5	8	6	0	0	0	0
Class sessions helped me understand the course content.	4.4	4.5	0.6	7	6	1	0	0	0
I felt that the course was well organized.	4.5	4.5	0.5	7	7	0	0	0	0

Instructor Enthusiasm

	Mean	Median	SD	Strongly Agree	Agree	Neutral / Undecided	Disagree	Strongly Disagree	N/A
To me, the instructor seemed enthusiastic about the subject.	4.4	4.0	0.6	6	7	1	0	0	0
The instructor encouraged me to do high quality work in this course.	4.6	5.0	0.5	8	6	0	0	0	0

Group Interaction

	Mean	Median	SD	Strongly Agree	Agree	Neutral / Undecided	Disagree	Strongly Disagree	N/A
I felt free to ask questions in this course.	4.6	5.0	0.5	9	5	0	0	0	0
I felt encouraged to be an active participant.	4.6	5.0	0.5	8	6	0	0	0	0

Individual Rapport

	Mean	Median	SD	Strongly Agree	Agree	Neutral / Undecided	Disagree	Strongly Disagree	N/A
The instructor was available to me electronically or in person.	4.6	5.0	0.5	9	5	0	0	0	0
I felt that the instructor treated all students in the class with respect.	4.6	5.0	0.5	9	5	0	0	0	0

Breadth of Coverage

	Mean	Median	SD	Strongly Agree	Agree	Neutral / Undecided	Disagree	Strongly Disagree	N/A
I felt that the instructor had good knowledge of the course content.	4.7	5.0	0.5	10	4	0	0	0	0
The instructor discussed differing views about the material appropriate to the content.	4.3	4.0	0.7	6	6	2	0	0	0

Examinations/Grading

	Mean	Median	SD	Strongly Agree	Agree	Neutral / Undecided	Disagree	Strongly Disagree	N/A
Class expectations, requirements, and grading were explained in the syllabus and in class near the beginning of the course.	4.4	4.0	0.6	6	7	1	0	0	0
I felt the evaluation and grading were fair.	4.3	4.0	0.5	4	10	0	0	0	0
The instructor provided feedback on my performance within the time frame noted in the syllabus.	4.4	4.0	0.5	5	9	0	0	0	0
The instructor's feedback on my work was helpful.	4.5	4.5	0.5	7	7	0	0	0	0

Assignments/Readings

	Mean	Median	SD	Strongly Agree	Agree	Neutral / Undecided	Disagree	Strongly Disagree	N/A
Course assignments (e.g., reading or other activities) contributed to my learning in this class.	4.4	4.5	0.6	7	6	1	0	0	0

Workload/Difficulty

	Mean	Median	SD	Very Hard	Difficult	Moderate	Easy	Very Easy	N/A
For me, the course was:	-0.1	0.0	0.4	0	2	12	0	0	0

	Mean	Median	SD	Very Heavy	Heavy	Moderate	Light	Very Light	N/A
I felt that the workload in the course was:	0.1	0.0	0.5	0	1	11	2	0	0

	Mean	Median	SD	Very Fast	Fast	Moderate	Slow	Very Slow	N/A
I felt that the course pace was:	0.1	0.0	0.5	0	2	10	1	0	0

	Mean	Median	SD	Freq(1)	Freq(2)	Freq(3)	Freq(4)	Freq(5)	Freq(N/A)
Question 1	NRP	NRP	NRP	0	0	0	0	0	0
Question 2	1.0	1.0	N/A	0	0	0	0	1	0
Question 3	1.0	1.0	N/A	0	0	0	0	1	0
Question 4	1.0	1.0	N/A	0	0	0	0	1	0
Question 5	1.0	1.0	N/A	0	0	0	0	1	0
Question 6	1.0	1.0	N/A	0	0	0	0	1	0
Question 7	2.0	2.0	N/A	0	0	0	1	0	0
Question 8	2.0	2.0	N/A	0	0	0	1	0	0
Question 9	2.0	2.0	N/A	0	0	0	1	0	0
Question 10	2.0	2.0	N/A	0	0	0	1	0	0

Instructor Supplied Items

