



March 2015

Student Evaluation of Teaching (SET) Upgrade

Academic Technology Advisory Group (ATAG)

David Brisbois, Director of Document Management

Laura Woodward, Director of Testing and Assessment

Objective

- Design access Student Evaluation of Teaching reports at three levels via Pipeline and Academica.



Instructor (Individual Report and the New Longitudinal Report)



Chair (Department Summary, New Longitudinal Report)



Dean (College Summary, New Longitudinal Report)

Collaboration

- Testing, Evaluation and Research Services requested support from Computing and Information Technology in moving to a new system
 - Supported by university infrastructure
 - With better data security
 - Using a program which will be easier to train ordinary staff members to access



History

Functional but old system

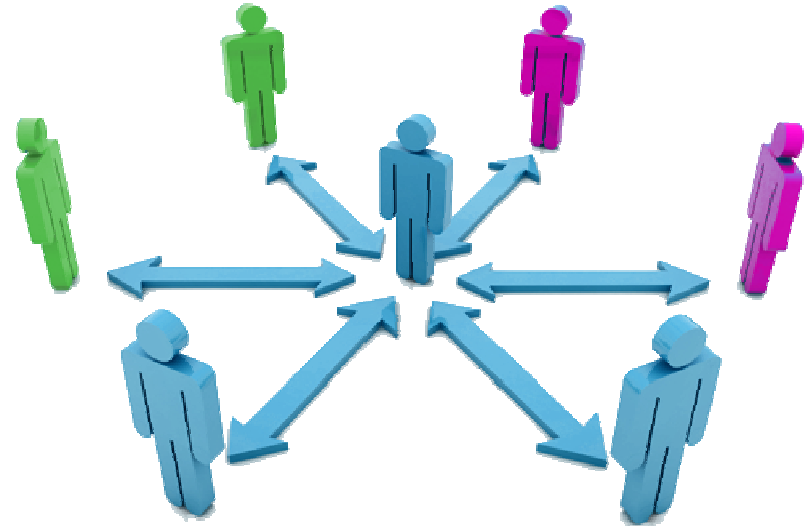
- ❑ Data housed on a departmental server.
- ❑ Hand-coded programs maintained by graduate students.
- ❑ Minor changes required reprogramming, which required time of specialized personnel

Vulnerabilities

- ❑ Possible server problems
- ❑ Staffing changes as students graduated
- ❑ Not very flexible.

Structural improvements

- The new system is more secure, more easily accessible to staff and customers.
- We are also hoping that it will improve the speed of report delivery.
- Ordinary staff members can burst reports as needed, even from home.



1st Production Run of SET reporting in Cognos

Maintained from old system

- ❑ Score Scanning and data capture processes remained unchanged.
- ❑ The Load into Student Evaluation of Teaching's SQL data base remained unchanged.
- ❑ This allowed us to take advantage of specialized calculations honed over many years of trial and error.

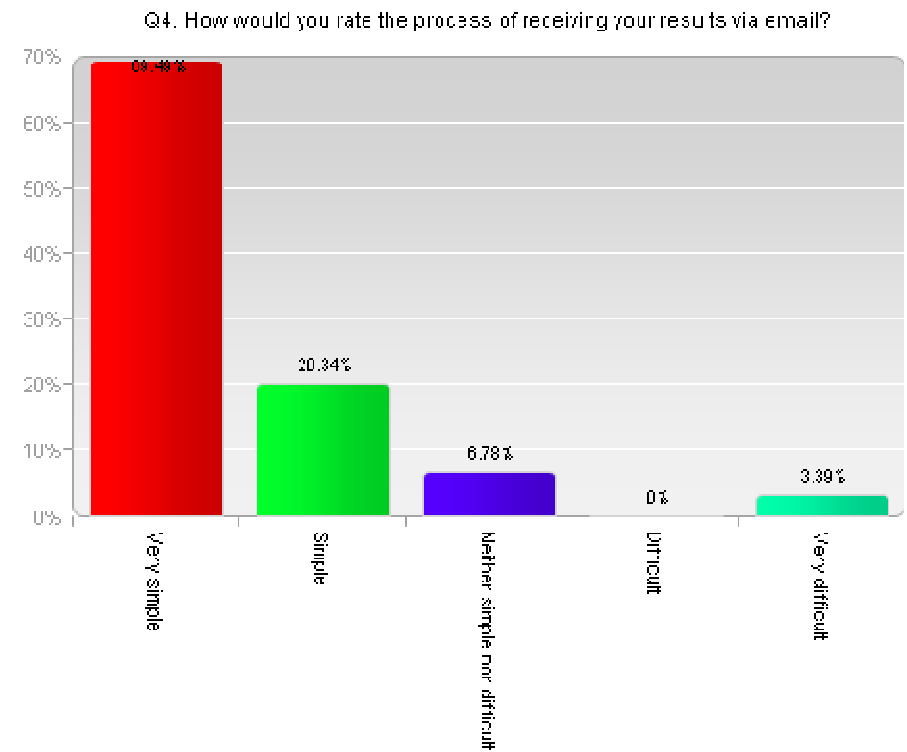
Updated

- ❑ A New Load to the ODS was developed and implemented
- ❑ SET reports were updated and written into Cognos
- ❑ Improved security of data.
- ❑ More accessible reporting process

Bursting

Feedback

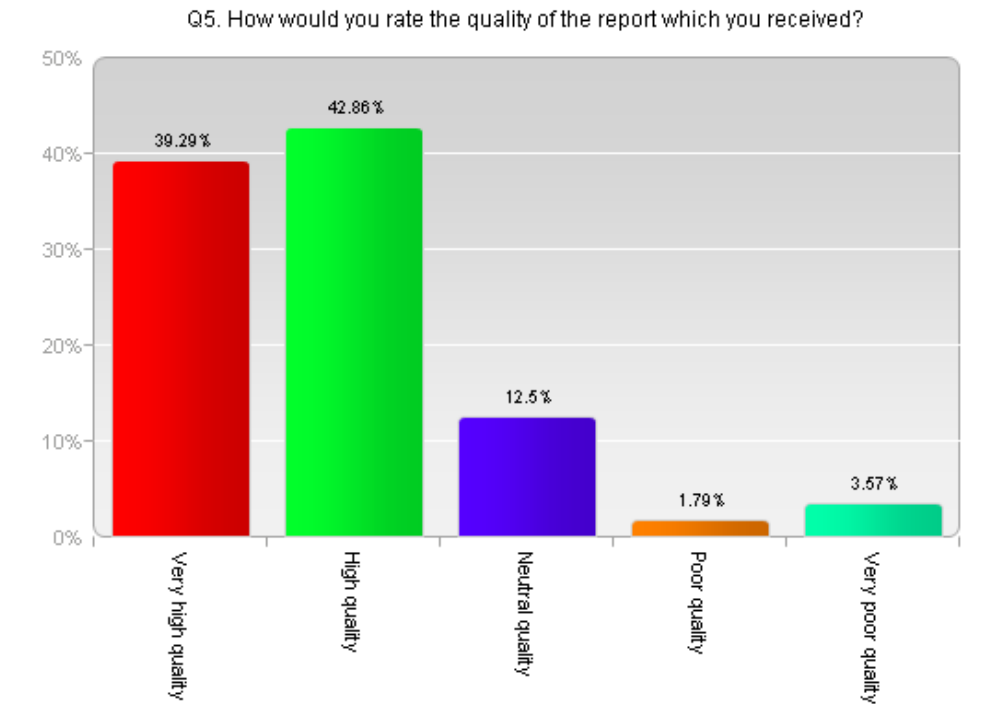
- 2028 Individual Faculty Reports were distributed as PDF
- 1510 Longitudinal Reports were distributed as PDF and Excel spread sheets (3020 total reports output)
- Deans/Chairs Reports were distributed using the old methodology non-Cognos by PDF to meet a deadline.
- For our users, this was a familiar process of receiving results. Comfort level was very high.



Bursting

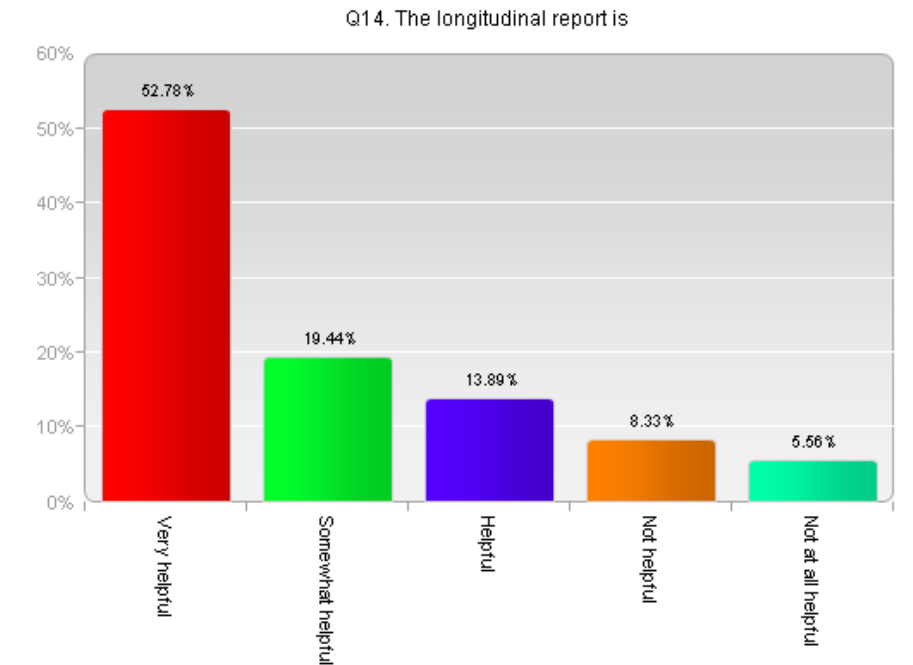
Feedback

- Each term now, once data is loaded into the ODS SET reports can be delivered in a couple of hours
- For Fall 2014, we were able to deliver reports about two weeks earlier than the previous year.

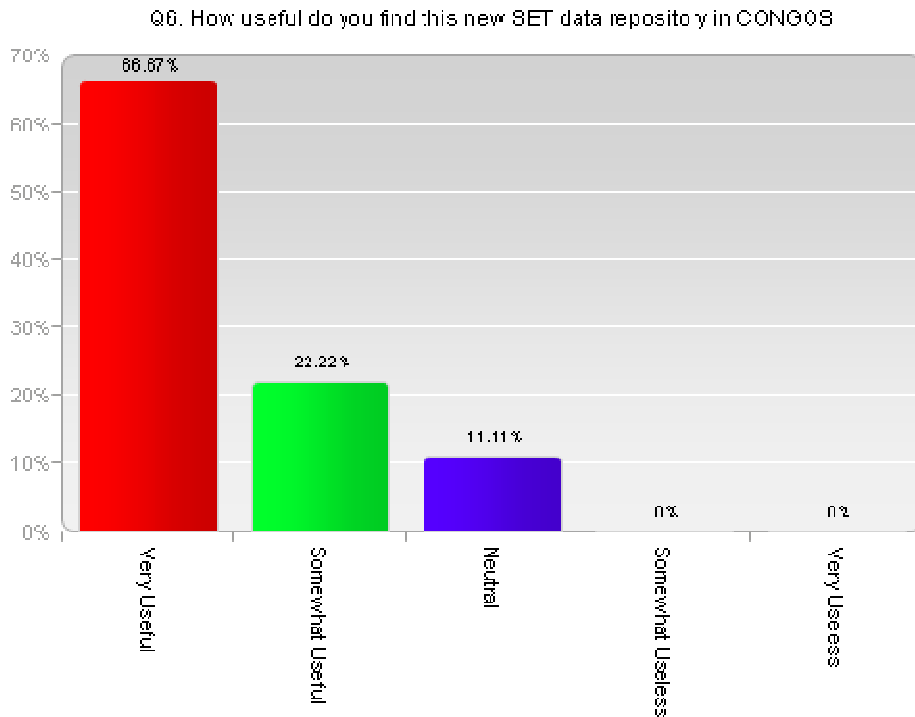


Preliminary Feedback

- I am currently evaluating my teaching effectiveness and the report was very helpful in making judgements about the quality of my teaching.
- This idea is the very best! Makes it easier to complete required Merit form.
- The report was easy to read, and clear.
- This is an EXCELLENT idea. Thanks to all who put this together. It makes my life (annually) much easier!



Preliminary Feedback on Cognos access

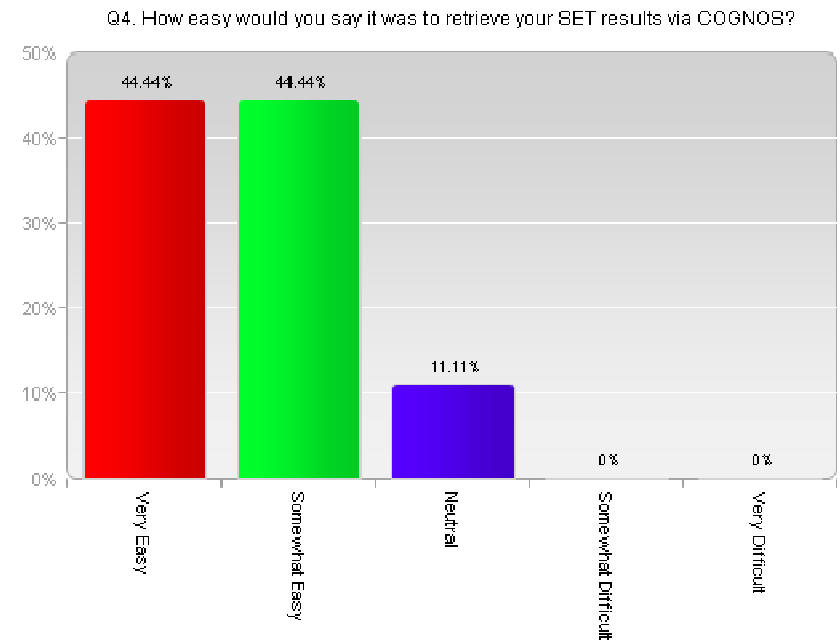


- I like this system much more than the emails. Easier to keep track of on a separate database.
- What a great resource.... while I try to keep track of my individual SETs in a folder it is so good to know that if I can not find it, I can go online and retrieve them. Thanks!

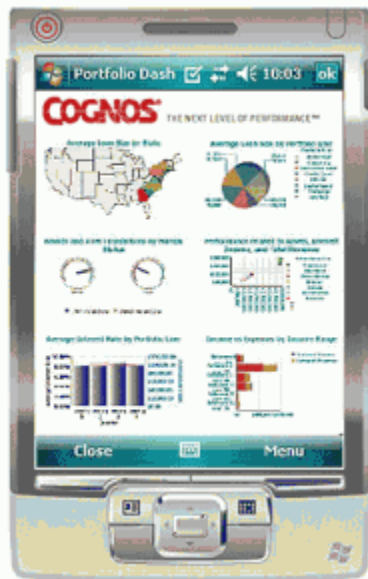
Next steps

- Train faculty to retrieve scores in Cognos.
- Create the scatterplot report.
- Create the longitudinal chair report.

Preliminary feedback



Just the tip of the iceberg:



- Cognos can be used to develop easy-to-use analytical tools for academic departments to look at data in different ways.
- Reports can be distributed via email, phone or the web.
- Document Management, Workflow, and Reporting can offer a comprehensive approach and consulting to address your departmental need.
- Dave Brisbois, Director of (313)577-4757



Questions?